



## Week Two Challenge Instructions

The "I am" statement for week two is "I am the vine; you are the branches." Jesus used the vine and the branch to remind us something important about relationships. A branch is connected to a vine. It lives and grows best when it stays connected to the vine. If for some reason it is not connected to the vine it would not grow and bloom and do all the things a branch is created to do. The Cumberland Kid Challenges this week will remind you of the importance of staying connected to Jesus and people in your life even during this time when we are social distancing. Jesus felt this connection was so important that he gave us the example of the vine and branches to help us remember to stay connected.

You are invited to share what you are doing with the Cumberland Kid Challenges by taking a picture or short video while you and your family are doing the challenges. Ask an adult to help you upload a photo or video to social media using: #CumberlandKidChallenge

### Here are the Steps to participate:

- Watch the Cumberland Kid video each week on the Discipleship Ministry Team Facebook Page or at [www.cpcmc.org](http://www.cpcmc.org) - go to the menu under Resources click on Cumberland Kid Challenge or on Youtube by searching CPC Ministry Council.
- Download the weekly challenge instructions each week. Supplies you will need are listed at the top of each challenge. If you don't have all the supplies for one of the challenges - don't worry! There are plenty of challenges to choose from each week.
- Choose the challenges you would like to do and make a plan when to do them. Some challenges are created for you to do by yourself (Cumberland Kid), other challenges you need a couple people to do the activities with you (Group Challenges), some of the challenges will help you to dig deeper into thinking about why Jesus said these things about himself (Digging Deeper). All the challenges are created for you to learn more about Jesus and have fun while you learn.

# Week Two Challenge Activities:

I am the vine; you are the branches. - John 15:5

## Cumberland Kid Challenges

The Cumberland Kid challenges are personal challenges that you can do all by yourself without help from anyone. This week's challenges are to remind you of the importance of staying connected to Jesus and to people through scripture and prayer.

### Paper Chain

**Supplies:** Strips of paper, tape, pencil or marker

Think about the things that help you stay connected to Jesus. Some examples might be prayer or learning Bible verses. Make a list of the things that help you the most. Write the individual ideas on strips of paper. Make a paper chain by looping the individual strips of paper and connecting them together using tape. Hang the paper chain where you can see it throughout the week to help you remember how important it is to stay connected to Jesus.

### Branch Memory Verse

I am the vine; you are the branches. John 15:5

**Supplies:** branch or stick from the yard, scissors, crayons and/or markers, leaf pattern sheet, yarn or string.

Find a stick or small branch from the yard. Cut out the leaves and write one word of the memory verse on each leaf. Color the leaves and attach them in order to the stick using yarn.

### Five Finger Prayer

Prayer is a great way to stay connected to Jesus. Look at your hand and spread your fingers apart. Hold up one finger at a time starting with your thumb. While holding up your thumb pray for the people closest to you such as your family or friends, because your thumb is closest to your body. Hold up your next finger and pray for those people who are helpers, such as doctors, firefighters, grocery clerks, and teachers. Hold up your next finger and pray for leaders in your community and in the world. Hold up your next finger and pray for those who are weak, sick, and in need of help. Hold up your last finger and pray for yourself and your own needs. Using the five finger prayer helps you to remember special groups of people to pray for and how we are all connected.

# Group Challenges

Group Challenges are challenges that you do with one or two other people. Working together and staying connected to our friends and family is very important, especially during this time of social distancing. Remember that Jesus used the connection of the vine and branches as a way to remind us of the importance of relationships and working together.

## Service Project

**Supplies:** ingredients to make cookies or muffins, disposable plate, plastic wrap or tin foil, card or supplies to make a card or sign

This activity will remind you that even though we are social distancing, there are still ways for us to show we care about others in our community. Make cookies or muffins, or buy some at the grocery store. Place them on a plate and cover them with plastic wrap or tin foil. Write a note or make a sign of encouragement to attach to the plate of goodies. Go together and place the plate of goodies on the doorstep of a neighbor or someone in need of some cheer. You can ring the doorbell or knock on the door and leave, and allow them to find the surprise. Or, you can stay and stand 6 feet away and say hello. Remind them that you are thinking about them even if you are not able to see them very often.

## Building Together

**Supplies:** paper, tape, books, newspaper

When we build together and use each other's ideas and help, what we build is stronger and so are we. Working together to build is a way to stay connected and remember Jesus' example of the vine and the branches. Try these building challenges with a family member or friend.

### Building Option One: Paper Tower

Roll paper to make a tube and tape it so it won't unroll. Make four tubes that are tightly rolled. Stand the four tubes vertically, like four table legs on a solid surface. Place a regular sized book on top of the four rolls. Continue to add books to see how many the tubes will hold. How many books will your paper tower hold? Try tubes of different lengths - which holds more, short or long?

### Building Option Two: Newspaper Building

Roll sheets of newspaper and tape it so that it won't unroll. Roll some of the paper diagonally to get longer building pieces and roll some of the paper from the shortest side to get shorter building pieces. Make multiple rolls of different lengths. Build by taping the rolls together. Share ideas and build using each other's ideas. How high can you build a structure? How much weight can your structure hold? What interesting shapes can you make with your building pieces?

## Balloon Walking Game

**Supplies:** balloons

Inflate several balloons; you will need one less balloon than people you have playing this game with you. Ask everyone in the group to line up shoulder to shoulder. Place a balloon between your shoulders. When the balloons are in place, see how many steps the group can walk together before a balloon drops. (Special note: If you are playing this game with people other than the family you live with, please ask everyone to wear a face mask while playing.)


# Digging Deeper Challenges

Digging Deeper Challenges help you dig deeper into the scripture and will give you an opportunity to connect with other Cumberland Kids.

## "I Am the Vine" Artwork

**Supplies:** markers or crayons or colored pencils, the vine template

Start with the vine template that has the beginning of a vine and includes Jesus' name as a branch. Use markers, crayons, or colored pencils to draw more vines and branches and include your name on one of the branches. Add lots of green leaves and bunches of grapes.



## Cumberland Kid Pen Pal

**Supplies:** paper, pencil, envelope, postage stamp

You can make a new friend and be connected through the mail with a Cumberland Kid Pen Pal. Being a pen pal means that you write a letter about yourself and mail it to the Cumberland Kid Pen Pal you are assigned. They will mail a letter back to you. Ask an adult to help you sign up using the same link used to download this resource. A way to get back to the page is to go to [www.cpcmc.org](http://www.cpcmc.org), head to the menu under "Resources" and click on "Cumberland Kid Challenge".

The adult that helps you sign up will receive an email with the name and address of your Cumberland Kid Pen Pal. You will need to write and mail them a letter within a week of receiving their name and address.

When you write your letter to your Cumberland Kid Pen Pal remember to include these things in your first letter:

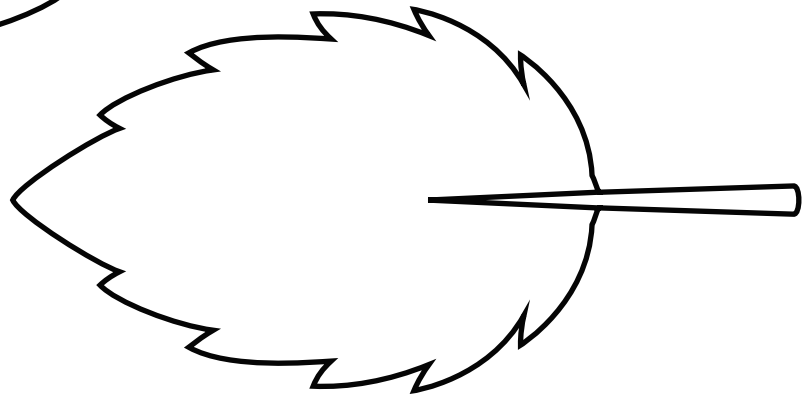
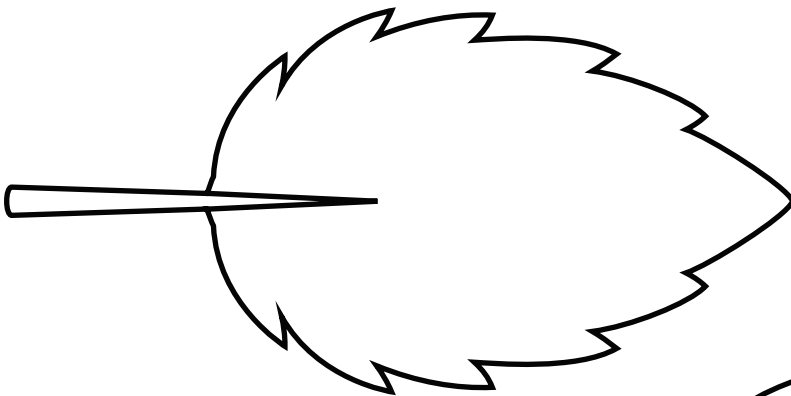
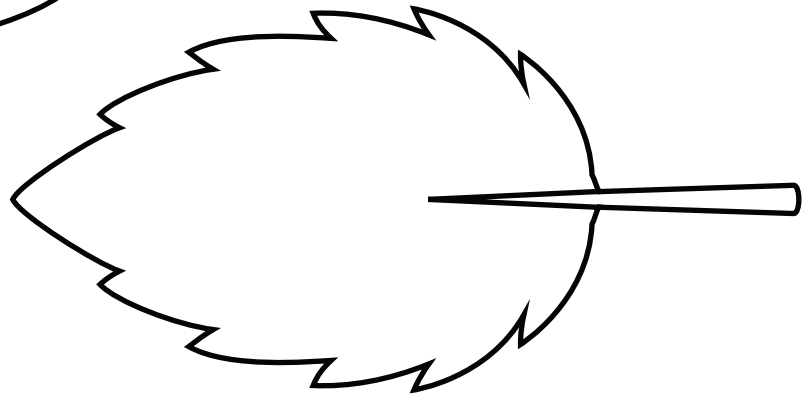
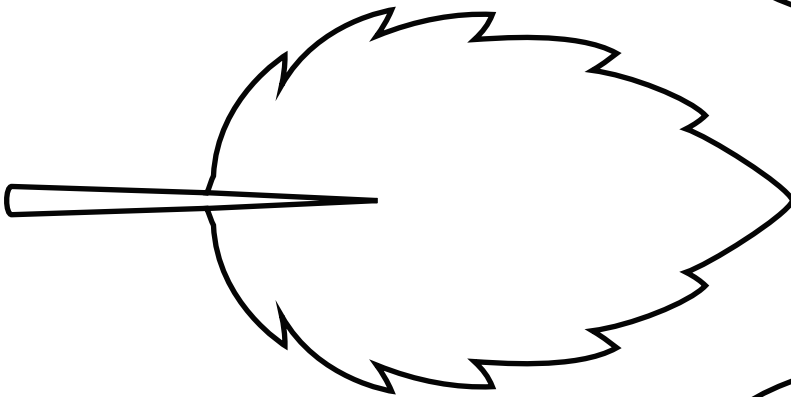
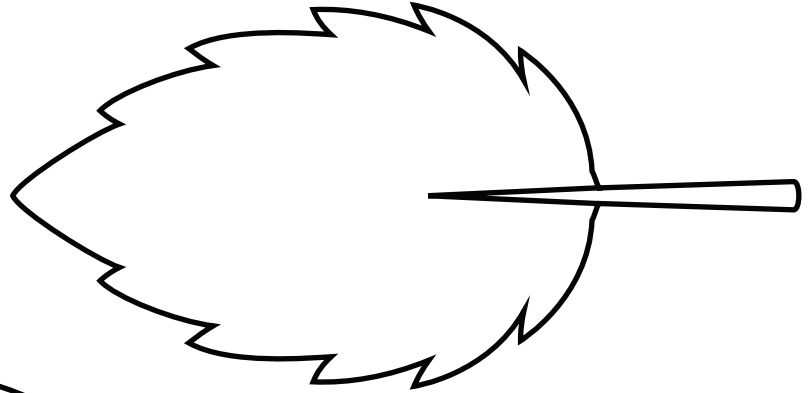
- Your name
- Your age
- Your grade at school
- Where you go to church
- Address to write you back


Some other information to include:

- Favorite color
- Favorite food
- Hobby or activity you enjoy
- Pet's name (If you have one)
- A question you would like to know about your Cumberland Kid Pen Pal.

Thank you for participating in "I AM a Cumberland Kid Summer Challenge"!

# I AM the Vine





**I AM**  
the vine

